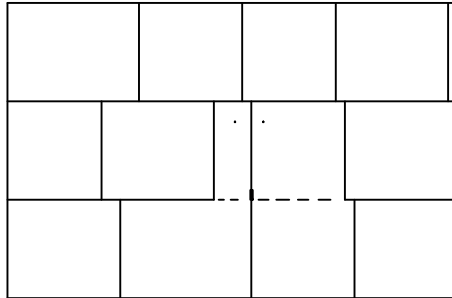
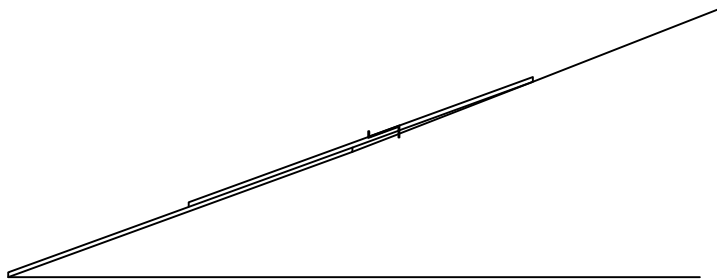


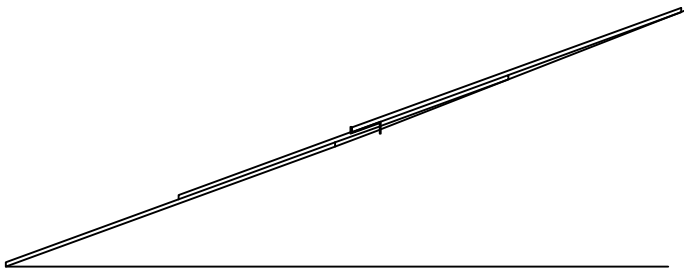
1. Remove broken piece of slate



2. Line up the hook end of the slate hook with bottom edge of slate on both sides of missing piece



3. Hammer spike end of hook in-between two pieces below to roof deck



4. Hammer one edge of slate with slate hammer, and slide repair piece of slate into place just above the hook. Slide the slate down until the notch made with hammer rests in the hook



OLD WORLD DISTRIBUTORS, INC.

Part No.: Slate Repair

Available Materials:

Notes: